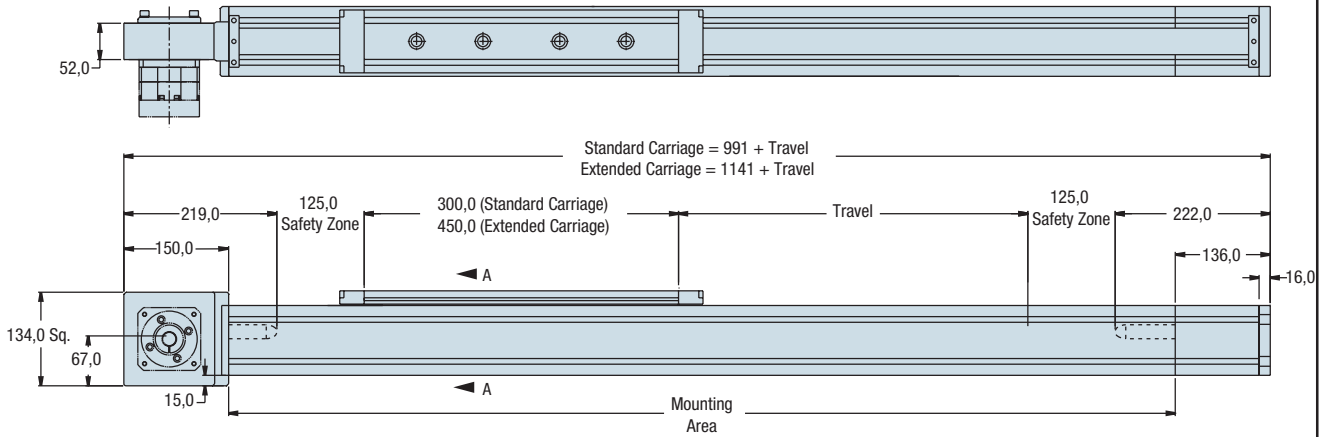


HLE100-SR Dimensions (mm)

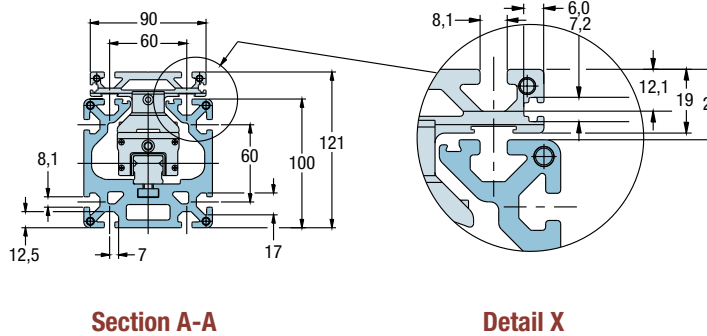
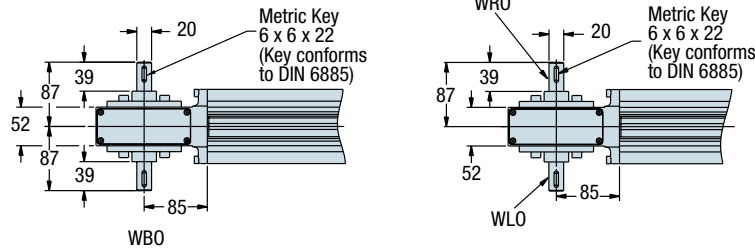


Drive Unit

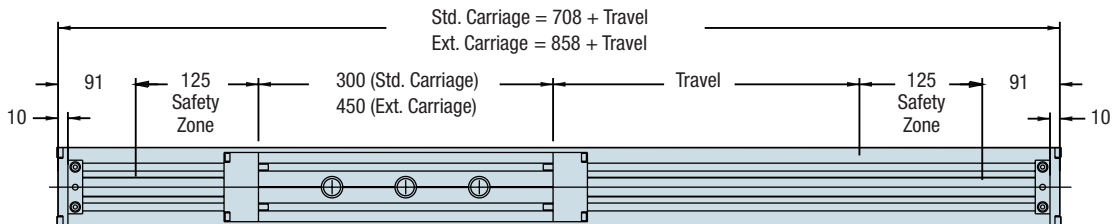


Drive Shaft Option

- WRO Shaft on Right
- WLO Shaft on Left
- WBO Shaft on Both Sides



Idler Unit (top view)



High Speed Automation

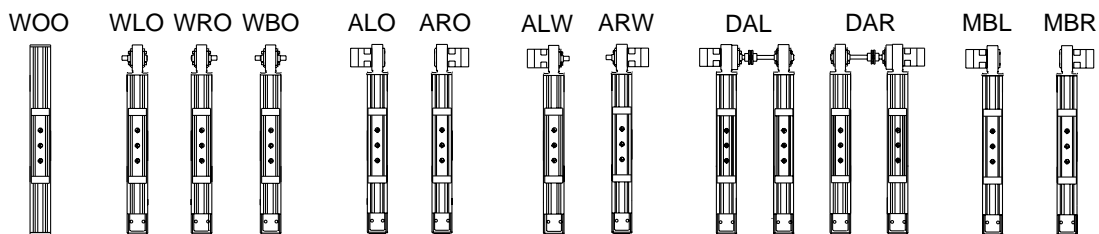
HLE100SR How to Order


Order Example

HLE100 SR NL E xxxx DA0000 ARO SP2

- Model Series** HLE100
- Bearing Type**
SR
- Carriage Type**
Standard Carriage NL
Extended Carriage
- Unit Type**
Idler M
Single Axis Unit E
Double Axis Unit
- Travel Length**
XXXX xxxx xxxx = (mm)
- Drive Shaft Option - Center to Center**
DA0000: No Drive Shaft - Single Axis or Idler Unit DA0000
DAxxxx DAxxxx xxxx = (mm)
- Shaft Configuration Options**
No Shaft, Idler Unit WOO
Shaft Left WLO
Shaft Right WRO
Double Shaft WBO
Reducer Left ALO
Reducer Right ARO
Reducer Left, Shaft Right ALW
Reducer Right, Shaft Left ARW
Double Axis, Drive Left DAL
Double Axis, Drive Right DAR
Motor Block Left MBL
Motor Block Right
- Drive Station Interface**
Idler or Shaft Option SP0
Drive Housing for UTN/PRN-092 Gear Reducer .. SP1
Drive Housing for 115 mm Gear Reducer, Daedal Option SP2 (Check Dimensions for Compatibility)
Motor Block - NEMA 34 with .500 in. coupling ... SP3
Motor Block - NEMA 34 with .375 in. coupling ... SP4
Motor Block - NEMA 34 without coupling SP5
Motor Block - with coupling for JO923 direct drive . SP6
Motor Block - NEMA 42 with .625 in. coupling ... SP7
Motor Block - NEMA 42 without coupling

HLE100
SR
NL
VL
M
E
D
xxxx
DA0000
DAxxxx
WOO
WLO
WRO
WBO
ALO
ARO
ALW
ARW
DAL
DAR
MBL
MBR
SP0
SP1
SP2
SP3
SP4
SP5
SP6
SP7
SP8





Limit/Home Switch Option

- LH0** No Limit Switch Assembly
- LH1** Three Mechanical Switches, 1 NO and 1 NC contact
- LH2** Two Mechanical Switches, 1 NPN Prox Switch
- LH3** Three NPN Prox Switches, 5-30 VDC
- LH4** Three PNP Prox Switches, 5-30 VDC

Motor Option*

- | | |
|-----------------------------|-------------------------|
| M0 No Motor | M40 N0342FR-NMSN |
| M1 Customer Supplied | M41 N0702FE-NTQN |
| M6 ZETA83-62-MO-S | M42 N0342FE-NTQN |
| M7 ZETA83-93-MO-S | M43 J0921GR-NMSN |
| M8 ZETA83-135-MO-S | M44 J0922JR-NMSN |
| M26 HDY92E4-44S | M45 J0923KR-NMSN |
| M28 HDY115A6-88S | M46 J0921GE-NMSN |
| M29 HDY115C6-88S | M47 J0922JE-NMSN |
| M36 RE42CSKC10 | M48 J0923KE-NMSN |
| M38 HDY70C4-44S | |
| M39 NO704FR-NMSN | |

*Zeta stepper motors equipped with 3 meter cable. Servo motor cables not included (ordered separately).

Steel Strip Option

- ZA** Unit with Steel Strip (IP30)
- ZB** Unit without Steel Strip

Mounting Orientation

- H1** Carriage Up
- H2** Carriage Down
- H3** Carriage on Side, Drive Station Up
- H4** Carriage on Side, Drive Station Down

Gearbox Reducer with Motor Mounting Flange

- | | |
|---|---|
| GAA00 No Reducer | GAPnn WPL115 (HDY115) |
| GABnn Customer Supplied Reducer | GZBCnn PRN-115, Daedal Option (RS43C) |
| GZAEnn UTN-092 (NEMA 34S/ZETA 83 Series) | GZSFnn PRN-115, Daedal Option (Universal Flange) |
| GZAGnn PRN-092 (NEMA 42/RE42C) | GSGnn WPL115 (Universal Flange) |
| GZAHnn PRN-092 (NEMA 34/ZETA 83 Series) | GZSJnn UTN-115, Daedal Option (Universal Flange) |
| GZAJnn PRN-092 (HDY92/NO92/JO92) | |
| GAKnn WPL90 (HDY92/NO92/JO92) | |
| GZAYnn UTN-092 (JO921/JO922) | |
| GZBAnn PRN-092 (NO70/HDY70) | |
| GZBBnn PRN-092 (NO34) | |
| GZSCnn PRN-092 (Universal Flange) | |
| GSDnn WPL90 (Universal Flange) | |
| GZSEnn UTN-092 (Universal Flange) | |
| GZAMnn PRN-115, Daedal Option (HDY115) | |

*In-line single stage ratios: 3:1, 5:1, 8:1, 10:1
In-line dual stage ratios: 15:1, 25:1
Right angle ratios: 5:1, 8:1, 10:1
Right angle gear reducers mounted parallel to actuator.