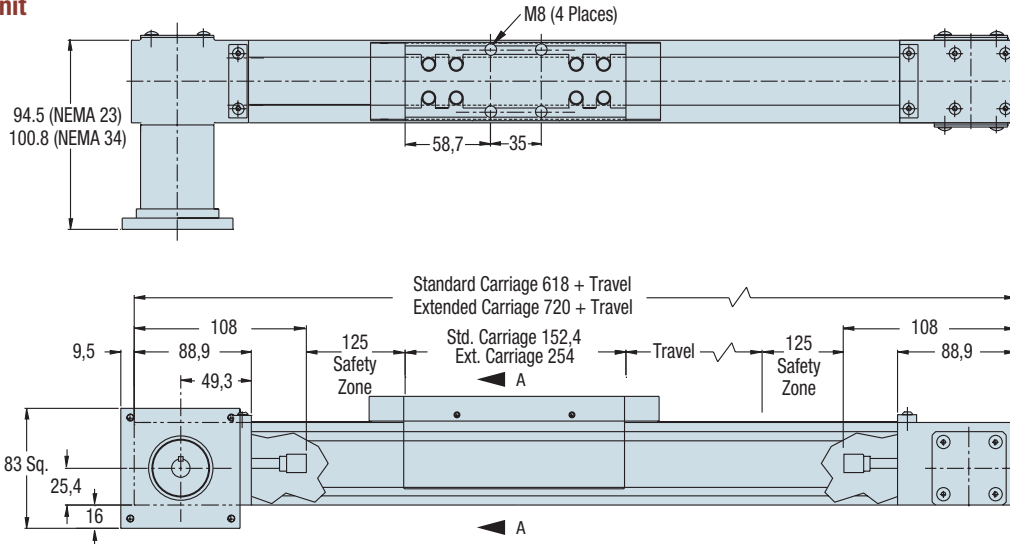


HLE60-SR Dimensions (mm)

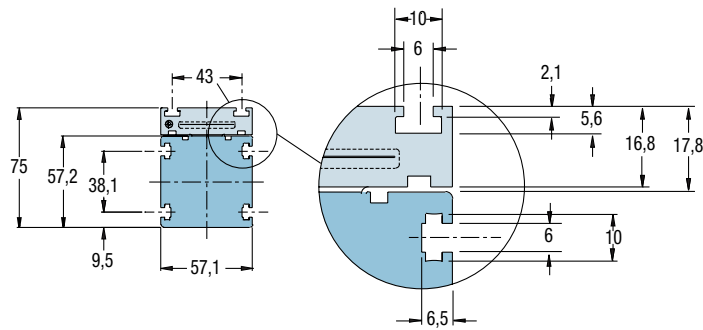
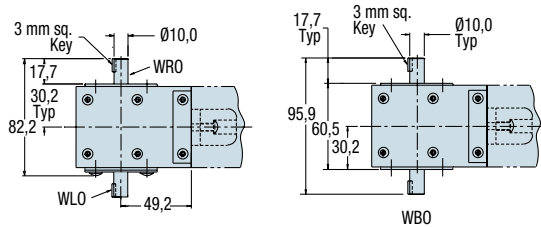


Drive Unit



Drive Shaft Option

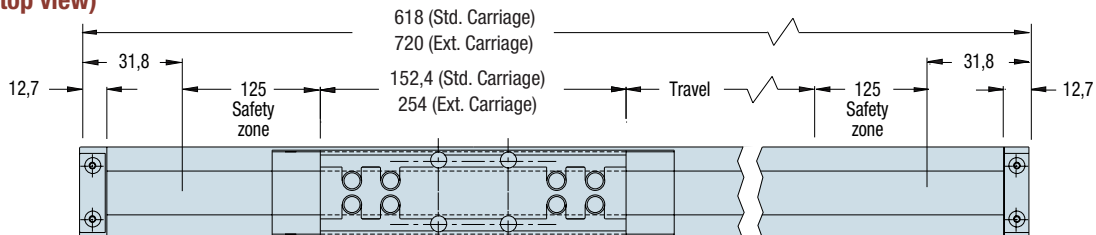
- WRO Shaft on Right
- WLO Shaft on Left
- WBO Shaft on Both Sides



Section A-A

Detail X

Idler Unit (top view)

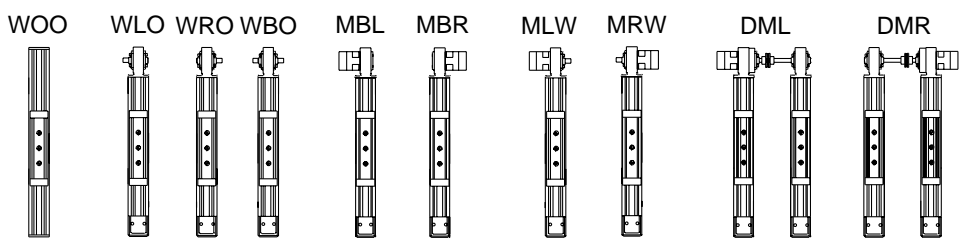
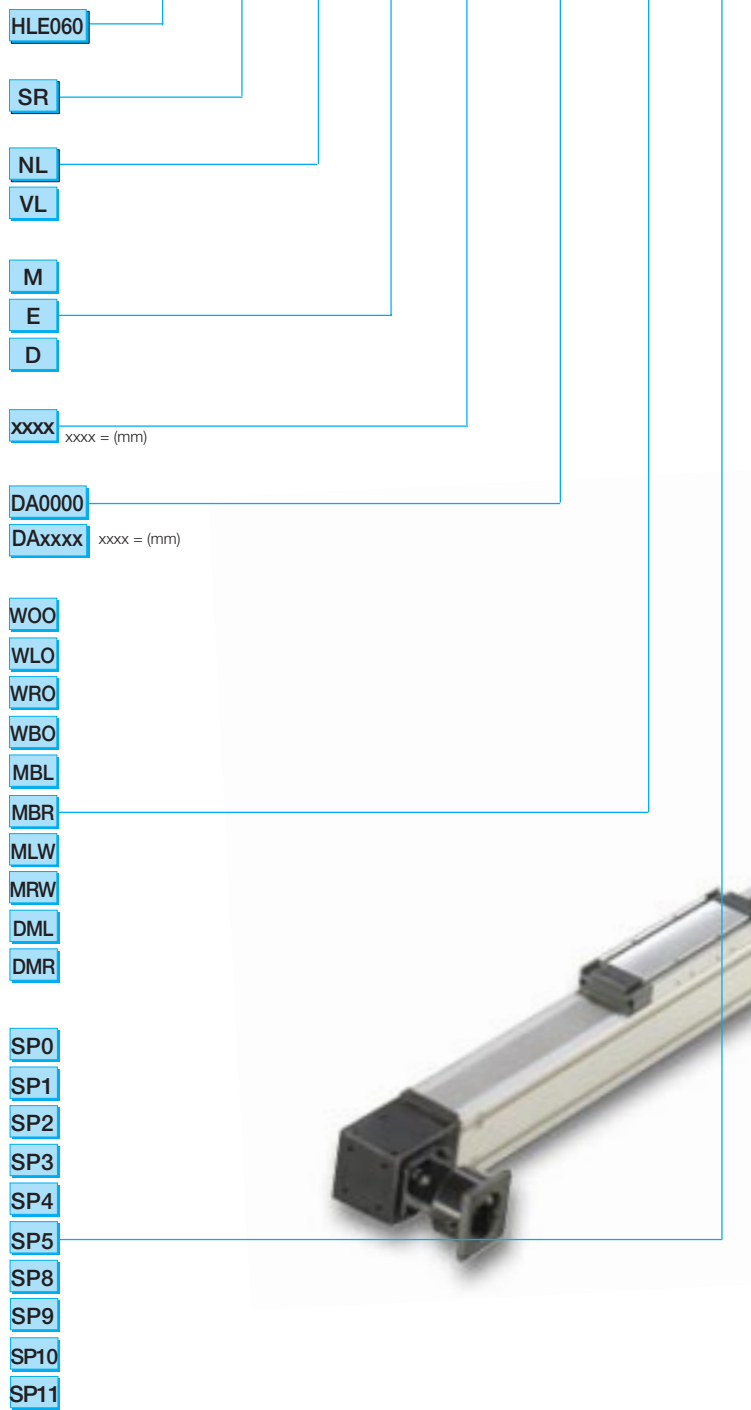



HLE60-SR How to Order

Order Example

HLE060 SR NL E xxxx DA0000 MBR SP5

- Model Series** ..... HLE060
- Bearing Type**  
SR ..... SR
- Carriage Type**  
Standard Carriage ..... NL  
Extended Carriage ..... VL
- Unit Type**  
Idler ..... M  
Single Axis Unit ..... E  
Double Axis Unit ..... D
- Travel Length**  
XXXX ..... xxxx xxxx = (mm)
- Drive Shaft Option - Center to Center**  
DA0000: No Drive Shaft - Single Axis or Idler Unit ..... DA0000  
DAxxxx ..... Dxxxx xxxx = (mm)
- Shaft Configuration Options**  
No Shaft, Idler Unit ..... WOO  
Shaft Left ..... WLO  
Shaft Right ..... WRO  
Double Shaft ..... WBO  
Motor Block Left ..... MBL  
Motor Block Right ..... MBR  
Motor Block Left, Shaft Right ..... MLW  
Motor Block Right, Shaft Left ..... MRW  
Double Axis, Motor Block Left ..... DML  
Double Axis, Motor Block Right ..... DMR
- Drive Station Interface**  
Idler, Requires WOO Option ..... SP0  
No Motor Block, Requires WRO, WLO, or WBO ..... SP1  
Motor Block - NEMA 23 with .375 in. coupling ... SP2  
Motor Block - NEMA 23 with .250 in. coupling ... SP3  
Motor Block - NEMA 34 with .375 in. coupling ... SP4  
Motor Block - NEMA 34 with .500 in. coupling ... SP5  
Motor Block - NEMA 23 without coupling ..... SP8  
Motor Block - NEMA 34 without coupling ..... SP9  
Motor Block - UTN/PRN-060 with 16 mm coupling ..... SP10  
Motor Block - NO70 Motor with 11 mm coupling ..... SP11





**Limit/Home Switch Option**

- LH0** No Limit Switch Assembly
- LH3** Three NPN Prox Switches, 5-30 VDC
- LH4** Three PNP Prox Switches, 5-30 VDC

**Motor Option\***

- M0** No Motor
- M1** Customer Supplied
- M4** ZETA57-83-MO-S
- M5** ZETA57-102-MO-S
- M6** ZETA83-62-MO-S
- M7** ZETA83-93-MO-S
- M8** ZETA83-135-MO-S
- M12** SM233AE-NGSN

\*Zeta stepper motors equipped with 3 meter cable.  
Servo motor cables not included (ordered separately).

**Steel Strip Option**

- ZA** Unit with Steel Strip (IP30)
- ZB** Unit without Steel Strip

**Mounting Orientation**

- H1** Carriage Up
- H2** Carriage Down
- H3** Carriage on Side, Drive Station Up
- H4** Carriage on Side, Drive Station Down

**Gearbox Reducer with Motor Mounting Flange\***

- GAA00** No Reducer
- GABnn** Customer Supplied Reducer
- GZACnn** UTN-060 (SM23)
- GZADnn** UTN-060 (NEMA 23)
- GZAWnn** UTN-060 (NEMA 34)
- GZSAnn** PRN-060 (Universal Flange)
- GZSBnn** UTN-060 (Universal Flange)

\*In-line single stage ratios: 3:1, 5:1, 8:1, 10:1  
In-line dual stage ratios: 15:1, 25:1